

NEVADA REAL ESTATE DIVISION
 COMMON-INTEREST COMMUNITY AND CONDOMINIUM HOTELS
 OMBUDSMAN'S OFFICE
 REPORTING PERIOD FY 7/1/14 - 1/31/14

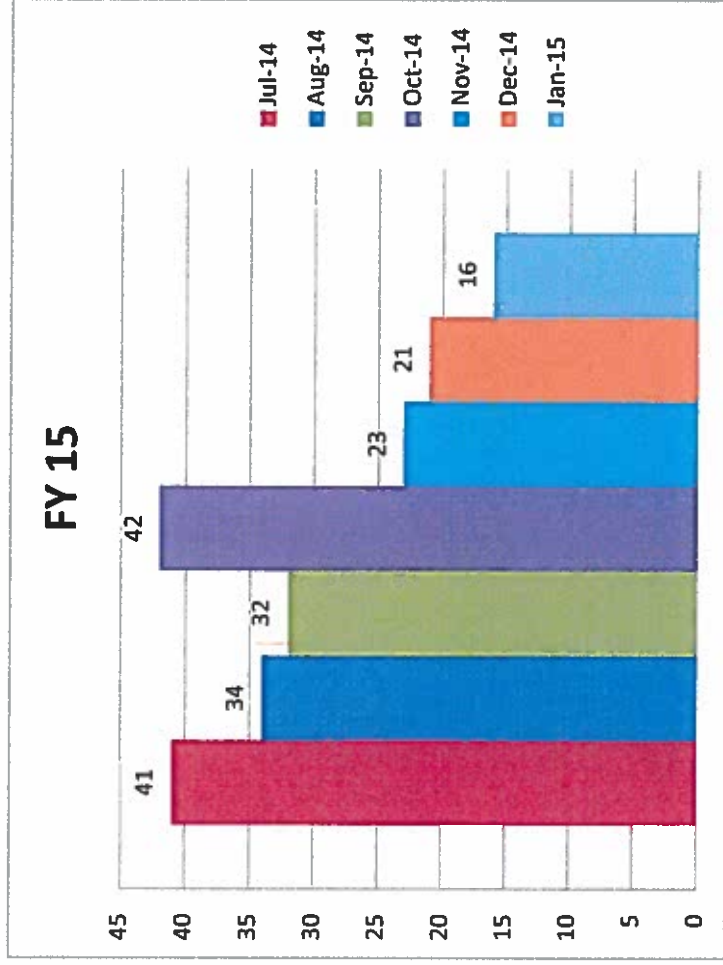
Intervention

FISCAL YEAR 15

Total Intervention Affidavit's Received

Jul-14	41
Aug-14	34
Sep-14	32
Oct-14	42
Nov-14	23
Dec-14	21
Jan-15	16

Total 209



Informal Conference

Calendar Year January - December 2015

	Jan-14	Feb-14	Mar-14	Apr-14	May-14	Jun-14
Total Conferences Offered	37	21	33	24	12	34
Total Conferences Held	4	2	8	16	6	8
Total Affidavits Resolved by Conference	2	3	8	9	5	6
Total Affidavits Forwarded to Compliance	1	1	9	9	13	7
Total Affidavits Closed Referred to ADR	0	2	1	3	1	5

Total Conferences Offered	
Total Conferences Held	
Total Affidavits Resolved by Conference	
Total Affidavits Forwarded to Compliance	
Total Affidavits Closed Referred to ADR	

	July-14	Aug-14	Sep-14	Oct-14	Nov-14	Dec-14	Jan-15	Total
Total Conferences Offered	39	32	32	42	27	17	7	350
Total Conferences Held	8	4	7	9	2	3	13	77
Total Affidavits Resolved by Conference	7	3	3	7	0	2	12	55
Total Affidavits Forwarded to Compliance	13	12	11	7	6	0	12	89
Total Affidavits Closed Referred to ADR	5	1	2	2	2	5	9	29

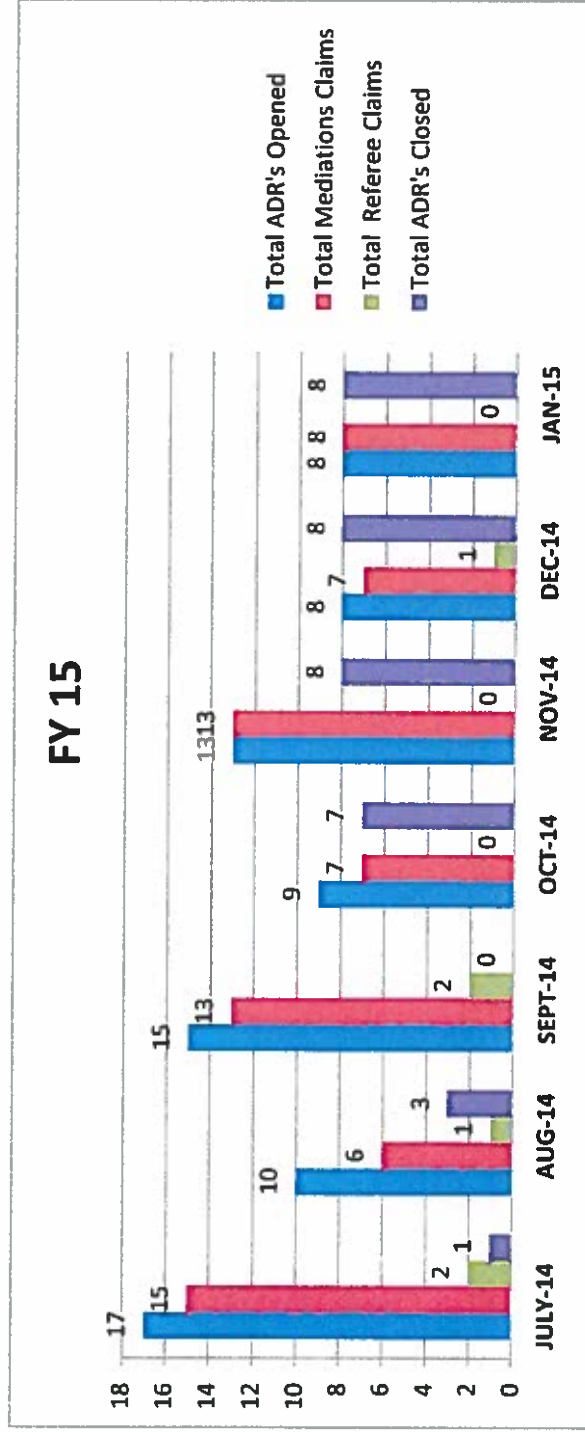
Total Conferences Offered	
Total Conferences Held	
Total Affidavits Resolved by Conference	
Total Affidavits Forwarded to Compliance	
Total Affidavits Closed Referred to ADR	

Informal Conference Resolution Rate of 71%

Alternative Dispute Resolution (ADR)

FISCAL YEAR 15

	Jul-14	Aug-14	Sep-14	Oct-14	Nov-14	Dec-14	Jan-15	Total
Total ADR's Opened	17	10	15	9	13	8	8	80
Total Mediations Claims	15	6	13	7	13	7	8	69
Total Referee Claims	2	1	2	0	0	1	0	6
Total ADR's Closed	1	3	0	7	8	8	8	35

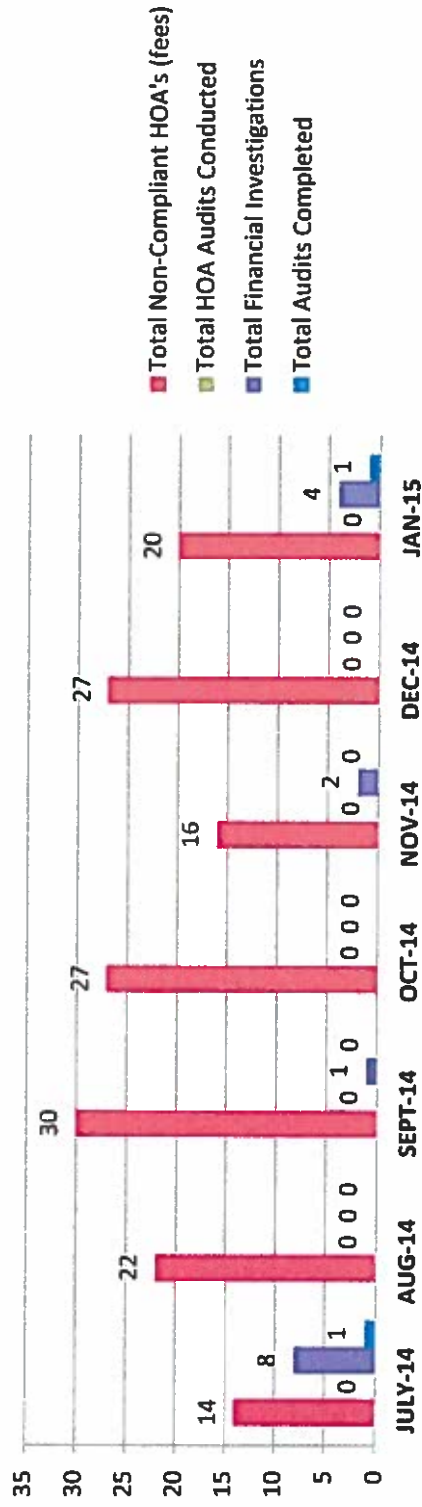


Auditor

FISCAL YEAR 15

	Jul-14	Aug-14	Sep-14	Oct-14	Nov-14	Dec-14	Jan-15
Total Non-Compliant HOA's (fees)	14	22	30	27	16	27	20
Total HOA Audits Conducted	0	0	0	0	0	0	0
Total Financial Investigations	8	0	1	0	2	0	4
Total Audits Completed	1	0	0	0	0	0	1

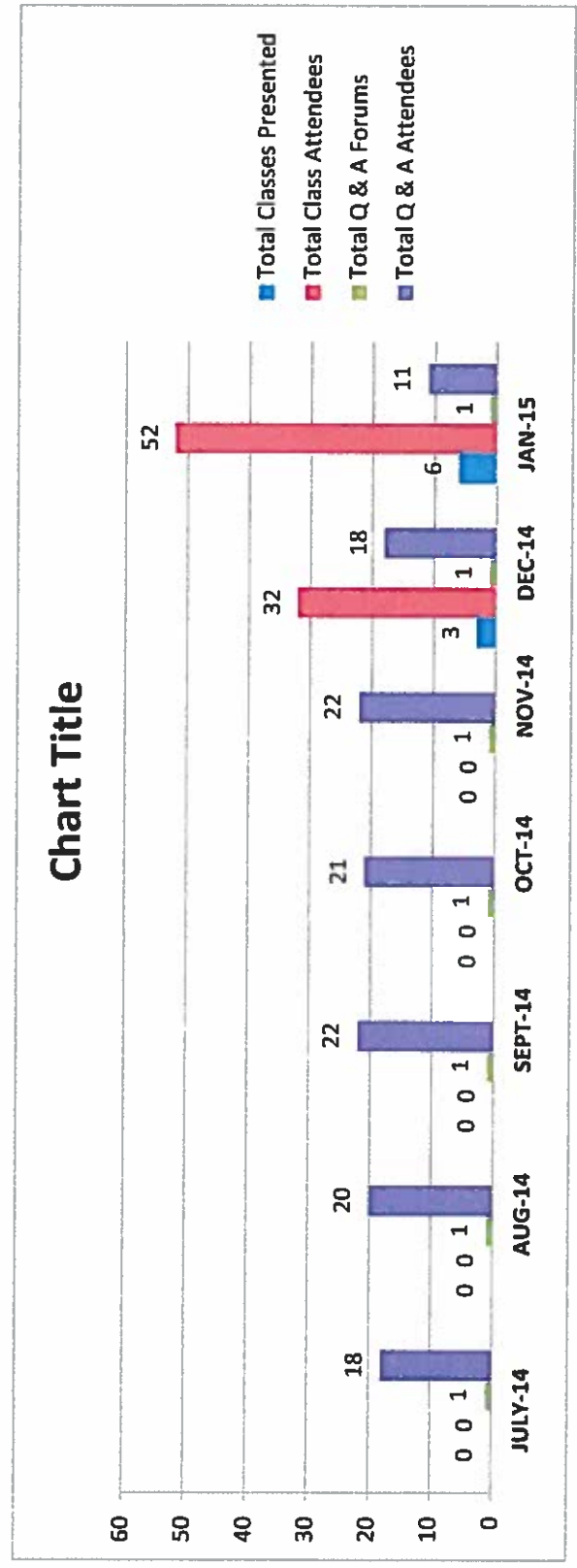
FY 15



Training/Classes

FISCAL YEAR 15

	Jul-14	Aug-14	Sep-14	Oct-14	Nov-14	Dec-14	Jan-15
Total Classes Presented	0	0	0	0	0	3	6
Total Class Attendees	0	0	0	0	0	32	52
Total Q & A Forums	1	1	1	1	1	1	1
Total Q & A Attendees	18	20	22	21	22	18	11



Registration

FISCAL YEAR 15

	Jul-14	Aug-14	Sep-14	Oct-14	Nov-14	Dec-14	Jan-15
Total Associations Registered	3,040	3,041	3,045	3,050	3,052	3,054	3,061
Total Units in all Registered Associations	506,202	506,630	506,998	507,314	507,454	508,480	508,098
Total of New Associations Registered	6	1	4	5	2	2	7
Total of New Units	430	428	368	316	140	1,026	-382